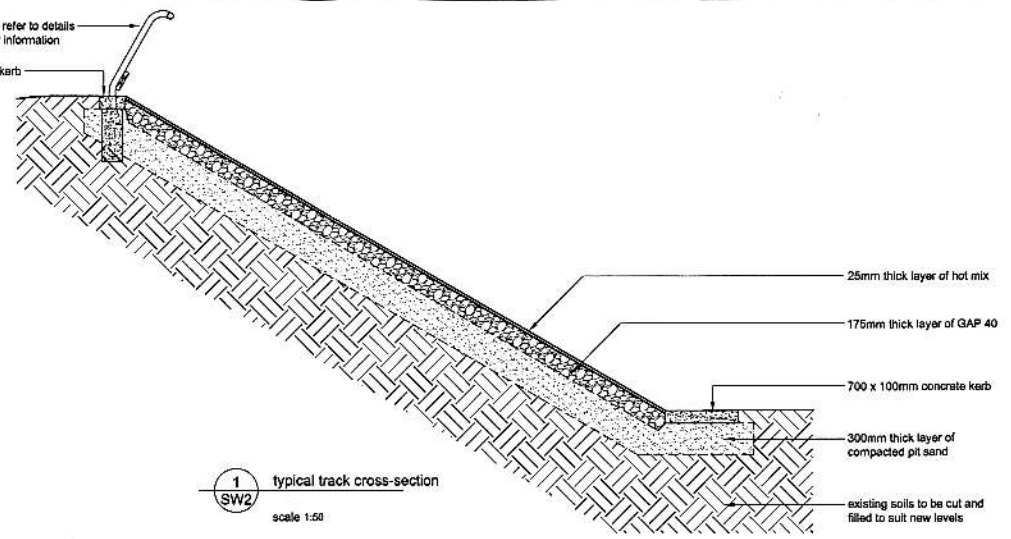
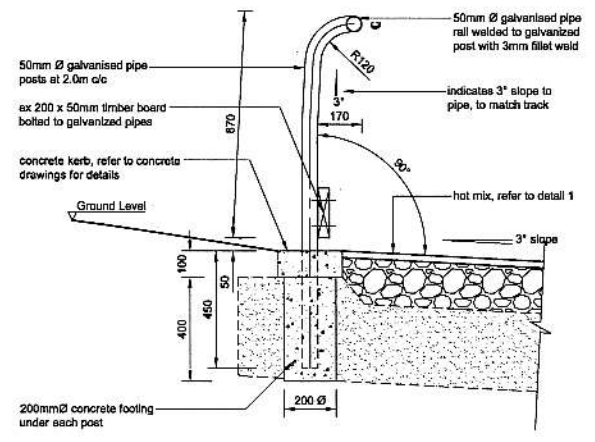


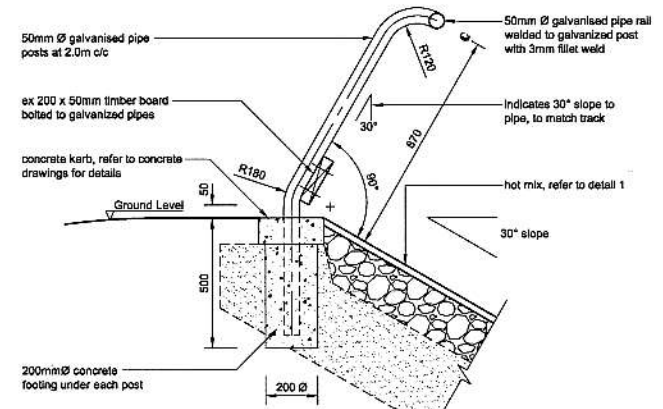
galvanised pipe barrier, refer to details 2 and 3 on this page for information
 250 x 100mm concrete kerb



1 typical track cross-section
 scale 1:50



2 track edge barrier
 typical detail at 3°
 scale 1:20



3 track edge barrier
 typical detail at 30°
 scale 1:20

Steven Green, Design Management Consultants Ltd 13/02/2009 9:08 am 208167_SW5.dwg



Matamata Piako District Council
 Morrinsville Velodrome
 Rushton Road
 Morrinsville

FENCE DETAILS

SCALE: (original sheet size A3) 1:20 1:50	CONTRACT: 208167	DRAWING: SW5	REV. -
DRAWN: K.G.	DATE: Dec 2008	© Copyright Design Management Consultants Ltd	

NOTE: Contractor to check and verify dimensions, setout and levels prior to commencing work.
 ROMALPA CLAUSE: Ownership of this drawing is retained by Design Management Consultants Ltd until full and final payment for all consulting services for this project is received.